


**AZ Permit Test**  
(Arizona Drivers License Practice Test)

Total Items: 30  
Minimum Passing Marks: 80%

**1. A sign with this shape means:**



- A. Yield right-of-way
- B. Speed and direction regulation
- C. Railroad crossing


**2. A red painted curb means you may:**

- A. Stop to load or unload only
- B. Not stop, stand or park
- C. Stop to pick up or drop off passengers only

**3. A green lighted arrow on a traffic light means you may:**

- A. Proceed in the direction of the arrow after you have come to a complete stop
- B. Not proceed in the direction of the arrow
- C. Proceed in the direction of the arrow without stopping

**4. A sign with this shape means:**



- A. Warning
- B. Railroad crossing

C. Yield right-of-way

**5. You are approaching an intersection where the lighted arrow has just changed to yellow:**

- A. You must stop and wait for the light to turn green
- B. You should slow down and turn with caution
- C. You may turn only if you can clear the intersection before the light changes to red

**6. Unless prohibited by a sign, a left turn on red is permitted:**

- A. Except in school zones
- B. From a two-way road to a one-way road
- C. From a one-way road to a one-way road

**7. This sign means:**



- A. Wrong Way
- B. U-turn is not permitted
- C. Left turn is not permitted

**8. A broken yellow line in the middle of the road means:**

- A. No passing is permitted in either direction
- B. Passing is permitted in either direction
- C. School zone

**9. This sign means:**



- A. Pedestrians prohibited
- B. Pedestrian crossing

C. School crossing

**10. This sign means:**




- A. Divided highway ends
- B. Lane ends ahead
- C. Divided highway begins

**11. A flashing red traffic light at an intersection means the:**

- A. Same as a Stop sign
- B. Light is about to turn green
- C. Same as a Stop light

**12. A sign with this shape means:**



- A. Speed and direction regulation
- B. Railroad warning
- C. Stop

**13. A yellow line in the middle of the road means:**

- A. Two-way traffic
- B. School zone
- C. One-way traffic

**14. This sign means:**

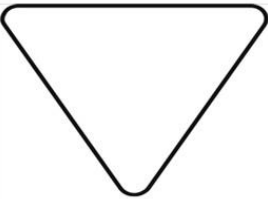


- A. Road turns sharply to the left
- B. No left turn permitted
- C. Left lane must turn left

**15. A broken yellow line alongside a solid yellow line in the middle of the road means:**

- A. You may pass if the solid line is on your side
- B. You may pass if the broken line is on your side
- C. No passing is permitted in either direction

**16. A sign with this shape means:**



- A. Stop
- B. Yield right-of-way
- C. Speed limit

**17. This sign means:**



- A. Pedestrian crossing
- B. School crossing
- C. Construction workers ahead

**18. You are approaching an intersection where the traffic light has just changed to yellow:**

- A. You should slow down and proceed with caution
- B. You must stop and wait for the light to change to green
- C. You may proceed only if you can clear the intersection before the light changes to red

**19. This sign means:**



- A. Road turns sharply to the right
- B. No right turn permitted
- C. Left lane must turn right

**20. This sign means:**



- A. Two lanes ahead
- B. Divided highway begins
- C. Two-way traffic

**21. A broken white line in the middle of the road means:**

- A. Traffic on both sides is moving in the same direction
- B. No passing in either direction
- C. Traffic is moving in opposite directions

**22. This sign means:**

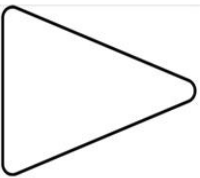


- A. Lane ends
- B. Traffic merging
- C. Left lane must go straight

**23. A flashing red traffic light at an intersection means you must:**

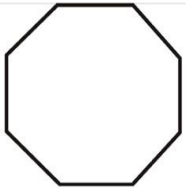
- A. Stop and wait for the light to change to green
- B. Slow down, check for traffic, then proceed with caution
- C. Stop, check for traffic, then proceed with caution

**24. A sign with this shape means:**



- A. Right turn permitted on red
- B. No passing zone
- C. Railroad crossing

**25. A sign with this shape means:**



- A. Railroad crossing
- B. Yield right-of-way
- C. Stop

**26. A right turn on red is allowed:**

- A. Only where indicated by a sign
- B. Except where prohibited by a sign
- C. Only on a divided road

**27. A flashing yellow light at an intersection means you must:**

- A. Stop and wait for the light to change to green

- B. Stop, check for traffic, then proceed with caution
- C. Slow down, check for traffic, then proceed with caution

**28. This sign means:**



- A. You may turn left or go straight
- B. Merging traffic
- C. Divided highway

**29. A red lighted arrow on a traffic light means:**

- A. No turn permitted
- B. Stop, check for traffic and turn with caution
- C. Stop and wait for the arrow to change to green before turning

**30. A double, solid yellow line in the middle of the road means:**

- A. You are permitted to pass
- B. No passing in either direction
- C. Curve ahead

---

**Answer Keys:**

- 1. B
- 2. B
- 3. C
- 4. A
- 5. A
- 6. C
- 7. B
- 8. B
- 9. C
- 10. A

- 11. A
- 12. B
- 13. A
- 14. B
- 15. B
- 16. B
- 17. A
- 18. B
- 19. B
- 20. C
- 21. A
- 22. B
- 23. C
- 24. B
- 25. C
- 26. B
- 27. C
- 28. A
- 29. C
- 30. B